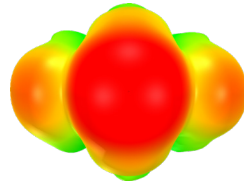




Standard Gain Horn Antennas

217 - 330 GHz, 15 dBi

Radiation pattern



QR code



Hangzhou Multipath Electronics Co., Ltd., Zhejiang, China

Company Profile

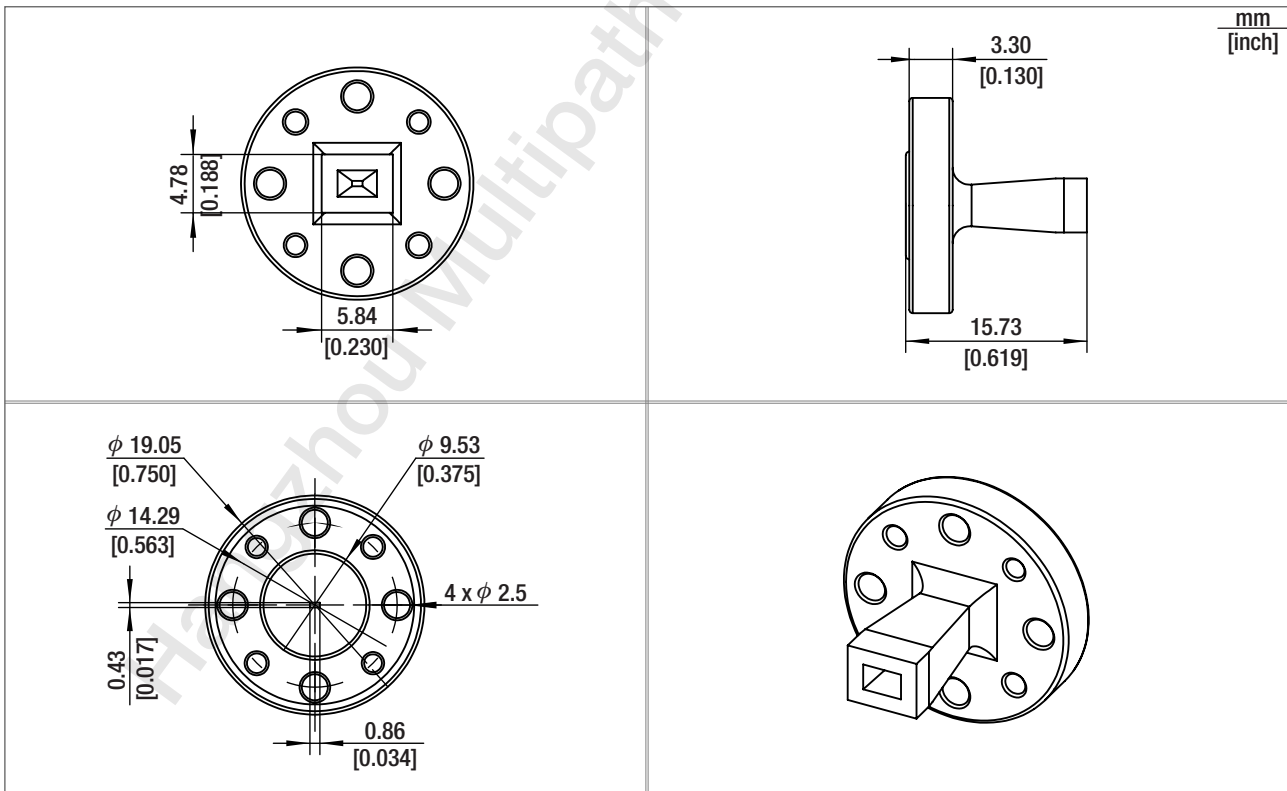
Hangzhou Multipath Electronics Co., Ltd. is a high-tech enterprise specializing in the research, production and sales of various high-performance standard gain horns, waveguide probes, transparent antennas, MIMO antennas for communication, and phased array radar antennas. The products cover various types of waveguide arrays, patch arrays, dipole arrays, and ultra-wideband angle scanning arrays, and the frequency range covers low frequency to millimeter waves. The founding team of the company has been deeply involved in the field of electromagnetic array structures for many years and has rich experience in array antenna design. The team first applied the principle of bionics to electromagnetic wave control, and the original wideband angle scanning, low loss, and high precision technology is at the leading level internationally, and related technologies have been applied in many large projects. The founding members currently have more than ten core invention patents in this field, and have published many SCI journal papers.

Hangzhou Multipath Electronics will be dedicated to the research of cutting-edge electromagnetic field technology, to be a leader in antenna arrays, to tap the potential of electromagnetic fields, and to contribute to the development of science and technology.

Product specifications

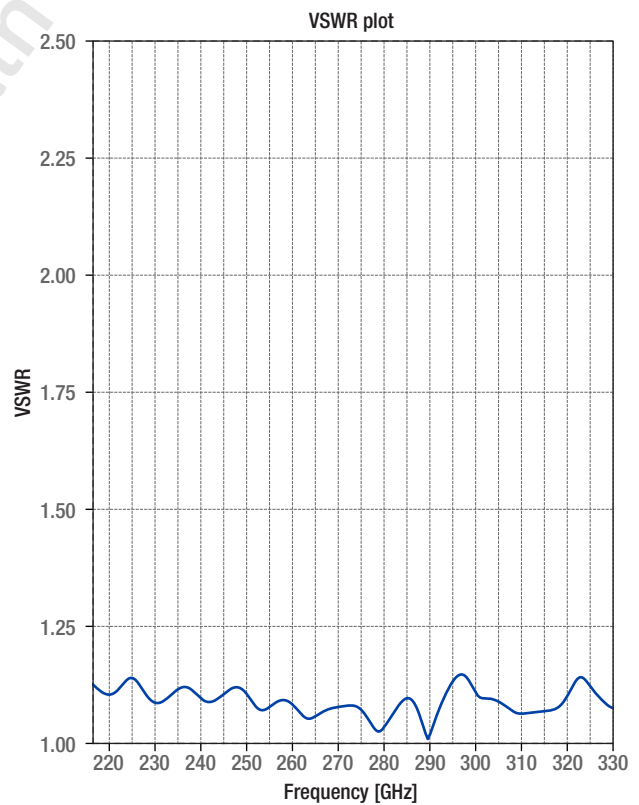
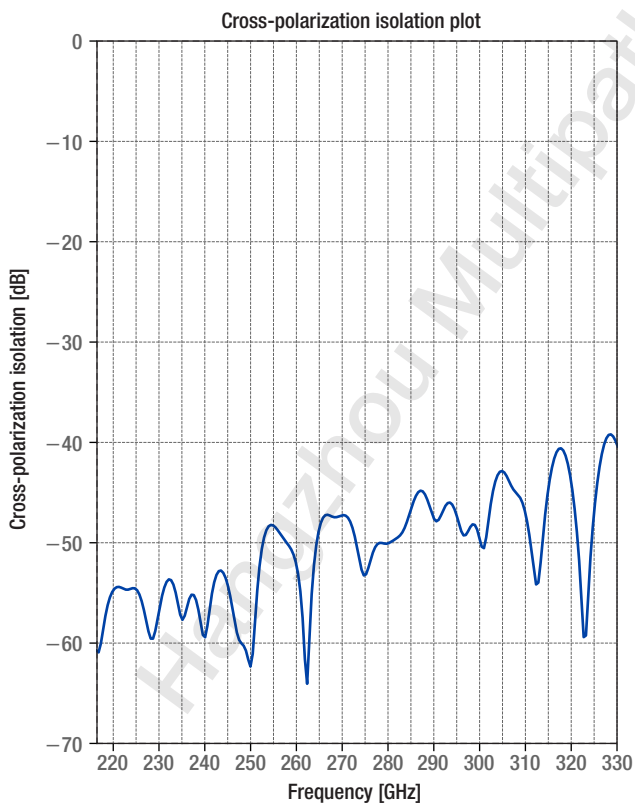
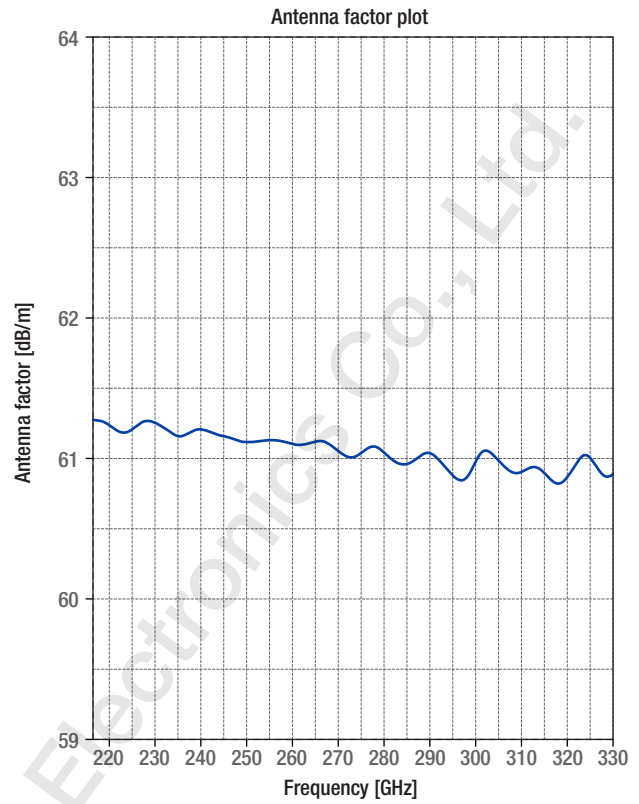
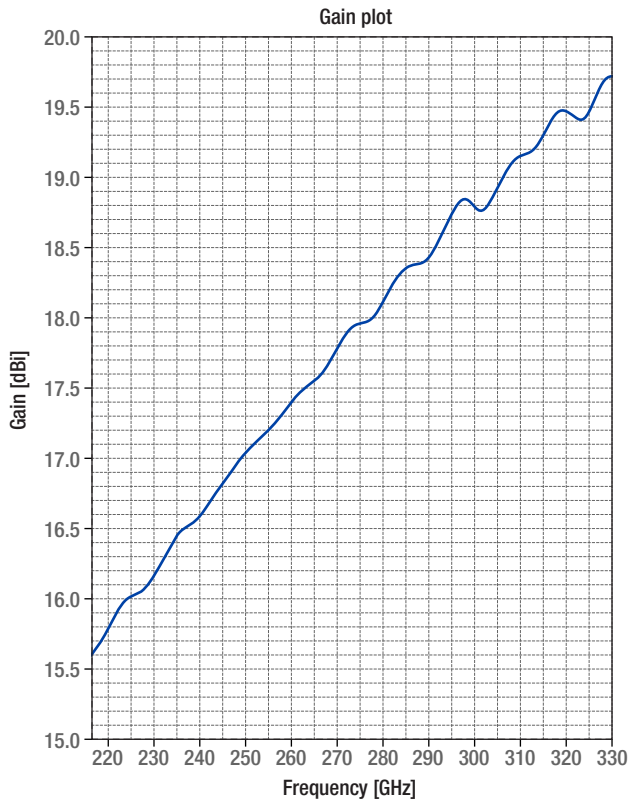
Part number	HA-WR3-15	Polarization	Single linear
Antenna type	Pyramidal horn	Gain [dBi]	15 Typ.
Frequency range [GHz]	217 – 330	3dB beamwidth [deg]	E-plane: 25 Typ. H-plane: 25 Typ.
Waveguide band	WR3	Cross-polarization isolation [dB]	50 Typ.
Dimensions (H x W x L) [mm; inch]	19.05 x 19.05 x 15.73; 0.75 x 0.75 x 0.62	VSWR	1.10 Typ.
Weight (approx.) [kg; lb]	0.01; 0.022	RF connector	APF3
Material	Cu (Gold plated)		

• Dimensional drawing: horn, HA-WR3-15



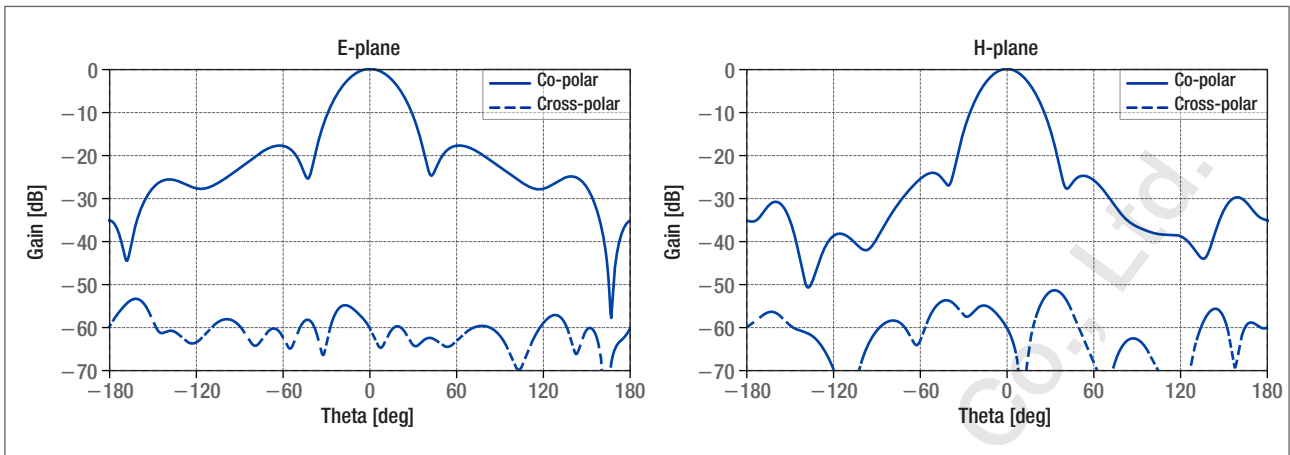
Electrical characteristics

Gain & Antenna factor & Cross-polarization isolation & VSWR

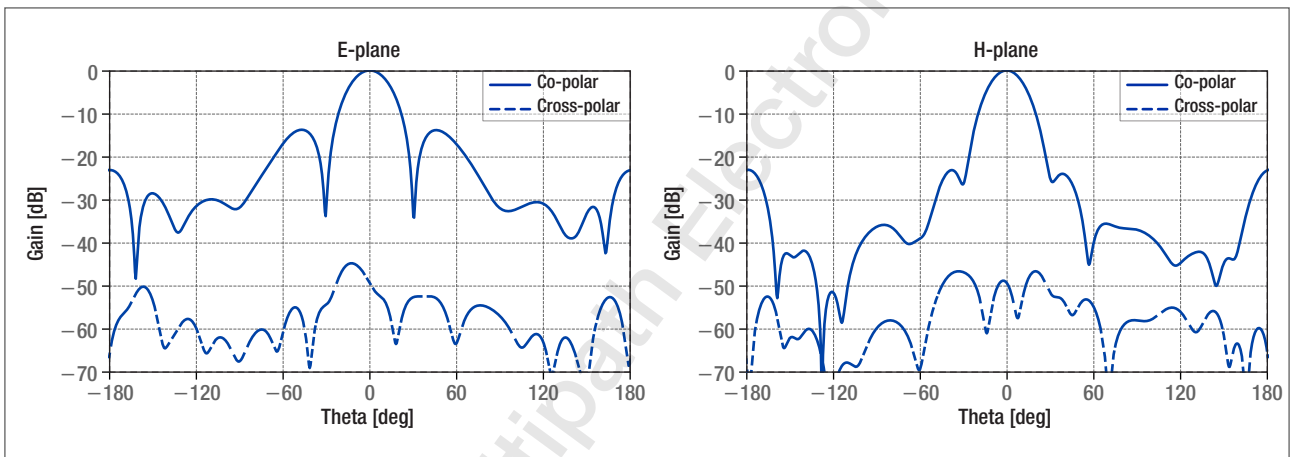


• Radiation patterns

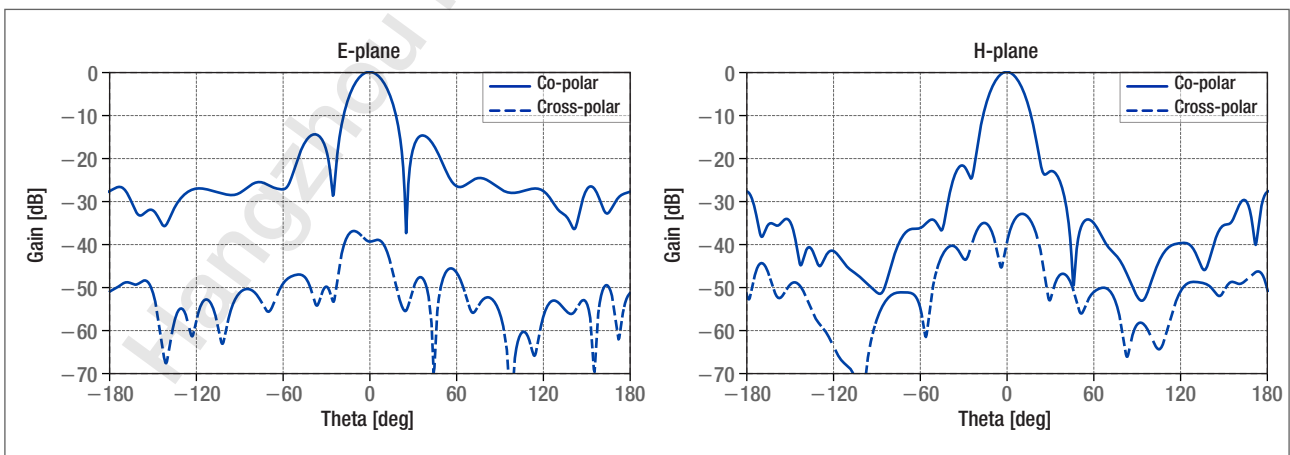
Patterns @ 217 GHz



Patterns @ 273 GHz



Patterns @ 330 GHz



• Data table

Frequency [GHz]	Gain [dBi]	Antenna factor [dB/m]	Cross-polarization isolation [dB]	VSWR
220	15.83	61.21	-54.47	1.09
225	16.04	61.20	-54.62	1.13
230	16.19	61.23	-56.27	1.08
235	16.47	61.14	-57.57	1.11
240	16.60	61.19	-59.32	1.09
245	16.83	61.14	-54.13	1.10
250	17.05	61.10	-62.24	1.10
255	17.21	61.11	-48.14	1.07
260	17.40	61.09	-51.83	1.07
265	17.55	61.10	-48.81	1.05
270	17.77	61.04	-47.15	1.07
275	17.96	61.02	-53.14	1.06
280	18.10	61.04	-49.97	1.02
285	18.34	60.94	-47.10	1.09
290	18.41	61.02	-46.93	1.00
295	18.70	60.88	-46.51	1.11
300	18.81	60.93	-48.55	1.11
305	18.88	60.99	-42.78	1.08
310	19.13	60.88	-45.89	1.05
315	19.25	60.90	-47.06	1.06
320	19.47	60.83	-41.98	1.08
325	19.42	61.01	-51.30	1.12
330	19.70	60.86	-39.24	1.07

Frequency [GHz]	E-plane, 3dB beamwidth	H-plane, 3dB beamwidth
217	28.73°	33.07°
273	22.51°	25.58°
330	18.82°	21.29°



Multipath Electronics

Contact

+86-571-56201039

sales@multipath.cn

<https://www.multipath-electron.com>

Technical specifications in this datasheet are subject to change without notice. Actual products may differ from the shown images.